

ESET Tech Center

Knowledgebase > ESET PROTECT On-prem > Open the ESET PROTECT or ESET PROTECT Cloud Web Console

Open the ESET PROTECT or ESET PROTECT Cloud Web Console

Steeff | ESET Nederland - 2020-12-10 - Comments (0) - ESET PROTECT On-prem

Details

The ESET PROTECT Web Console and ESET PROTECT Cloud Console are the online interfaces that allows you to manage your network from virtually anywhere. See [ESET PROTECT Web Console](#) or [ESET PROTECT Cloud Web Console](#) for more details.

ESET PROTECT

The ESET PROTECT Web Console can be accessed with most web browsers ([view compatible web browsers](#)):

- **On your local ESET PROTECT Server:** Open your compatible web browser and enter **https://localhost/era** into the address bar to access the ESET PROTECT Web Console.
- **From an outside computer:** If your ESET PROTECT Server is accessible to outside connections, you can access the ESET PROTECT Web Console from any computer. Open your web browser and enter **https://%yourservername%/era** (replace %yourservername% with the actual IP address or name of your web server, for example **https://10.1.30.30/era**) into the address bar to access the ESET PROTECT Web Console.

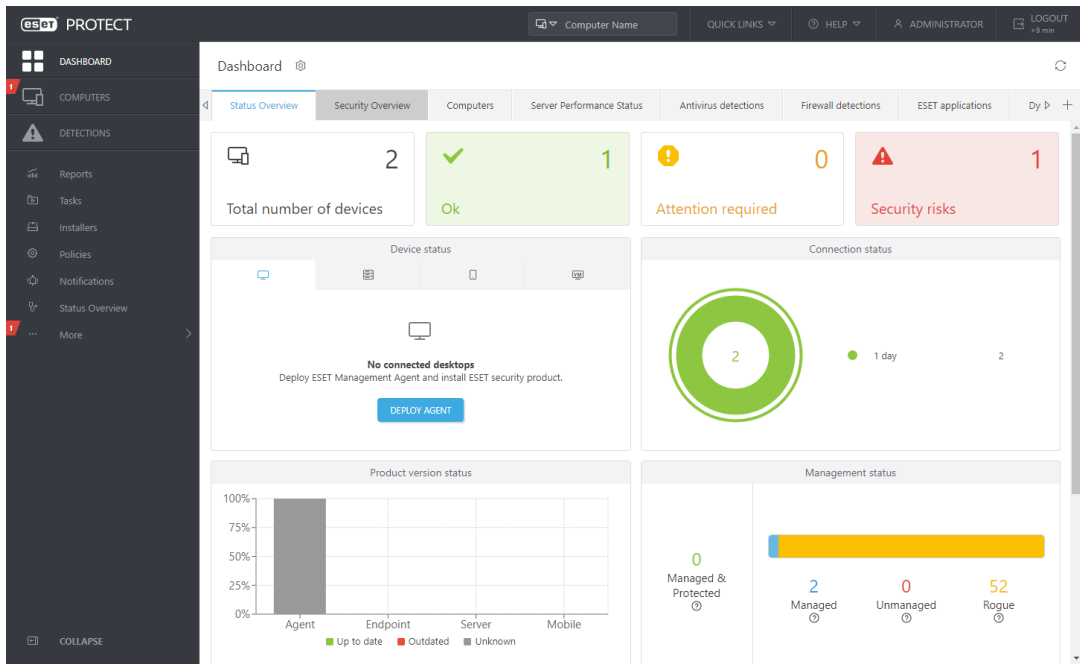


Which port does ESET PROTECT Web Console use?

By default, ESET PROTECT Web Console uses port 443. In some cases when port 443 is not available, port 8443 is used. [How do I change the port used by ESET PROTECT Web Console?](#)

If you experience problems logging in or receive error messages while trying to log in, see [ESET PROTECT Web Console Troubleshooting](#).

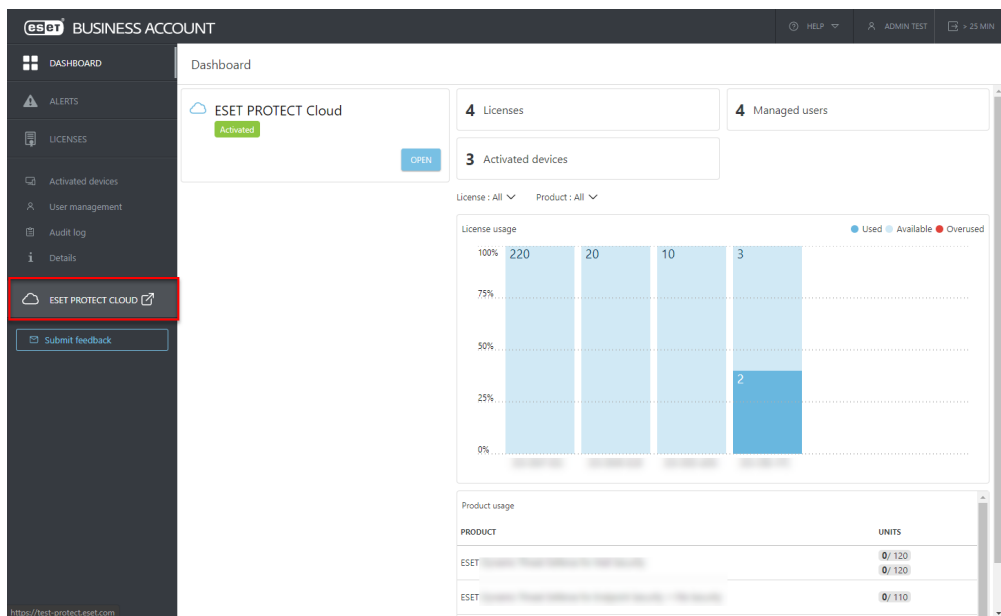
For more information about how to administer client computers in the ESET PROTECT Web Console, see the [ESET PROTECT User Guide](#).



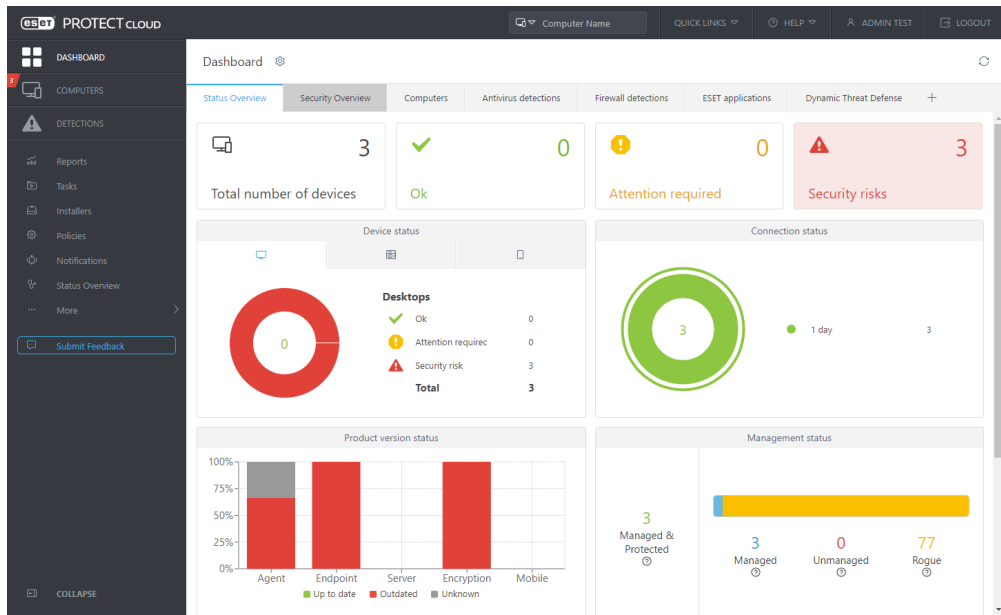
ESET PROTECT Cloud

The ESET PROTECT Cloud Console can be accessed with most web browsers ([view compatible web browsers](#)).

1. Log in to your [ESET Business Account](#).
2. Click ESET PROTECT Cloud.



If you experience problems logging in or receive error messages while trying to log in, see [ESET PROTECT Cloud Web Console Troubleshooting](#). For more information about how to administer client computers in the ESET PROTECT Cloud Web Console, see the [ESET PROTECT Cloud User Guide](#).



Related Content

- [Security baseline policy voor | ESET Protect Cloud](#)
- [Multifactorauthenticatie toepassen en eerste client uitrollen in | ESET Protect Cloud](#)
- [Security voor de client nu in de cloud! | ESET Protect Cloud](#)