

## Activate ESET business products offline (7.x)

Anish | ESET Nederland - 2020-01-10 - [Reacties \(0\)](#) - [7.x](#)

### Issue

- Activation fails due to no internet connection
- A Security Admin needs an offline license file (.lf) to activate an ESET product

### "Legacy" licenses

For more information about retrieving legacy license files from ESET Business Account, [see our Online Help topic](#).

### Solution

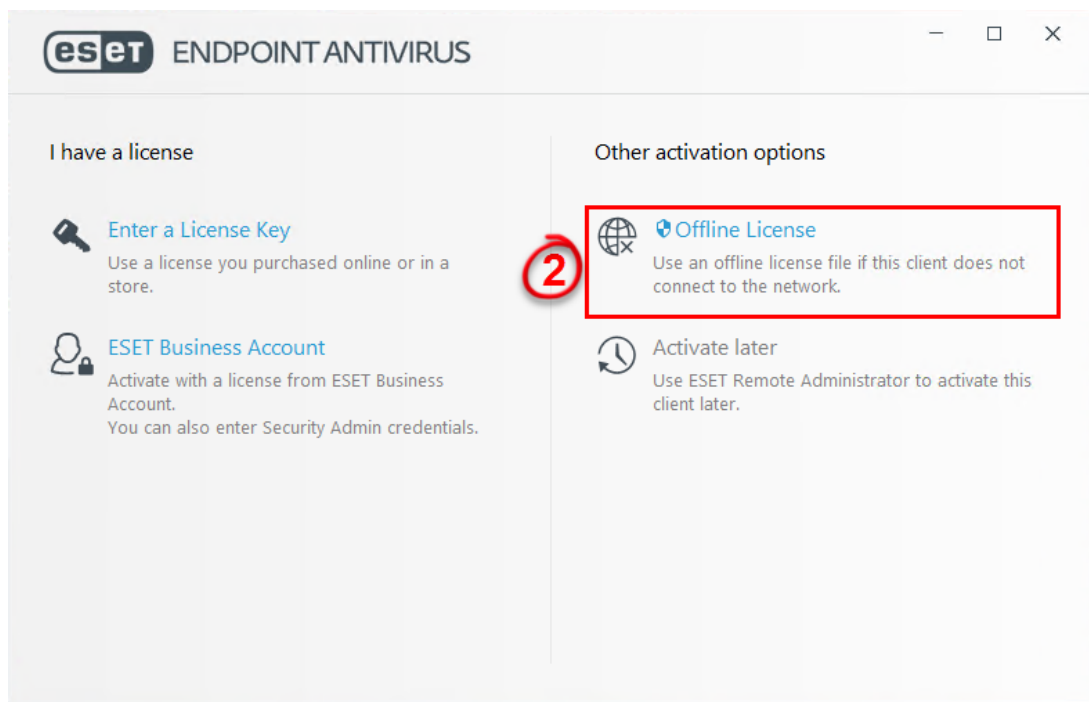
Using ESET Business Account, you can download offline (version 6.x and later) or legacy (version 5.x and earlier) licenses that can be used to activate products installed on a computer without an internet connection (or that cannot be activated for some other reason).

#### I. Make offline license file(s) available:

Follow the detailed instructions in [ESMC Online Help](#) or in [EBA Online Help](#).

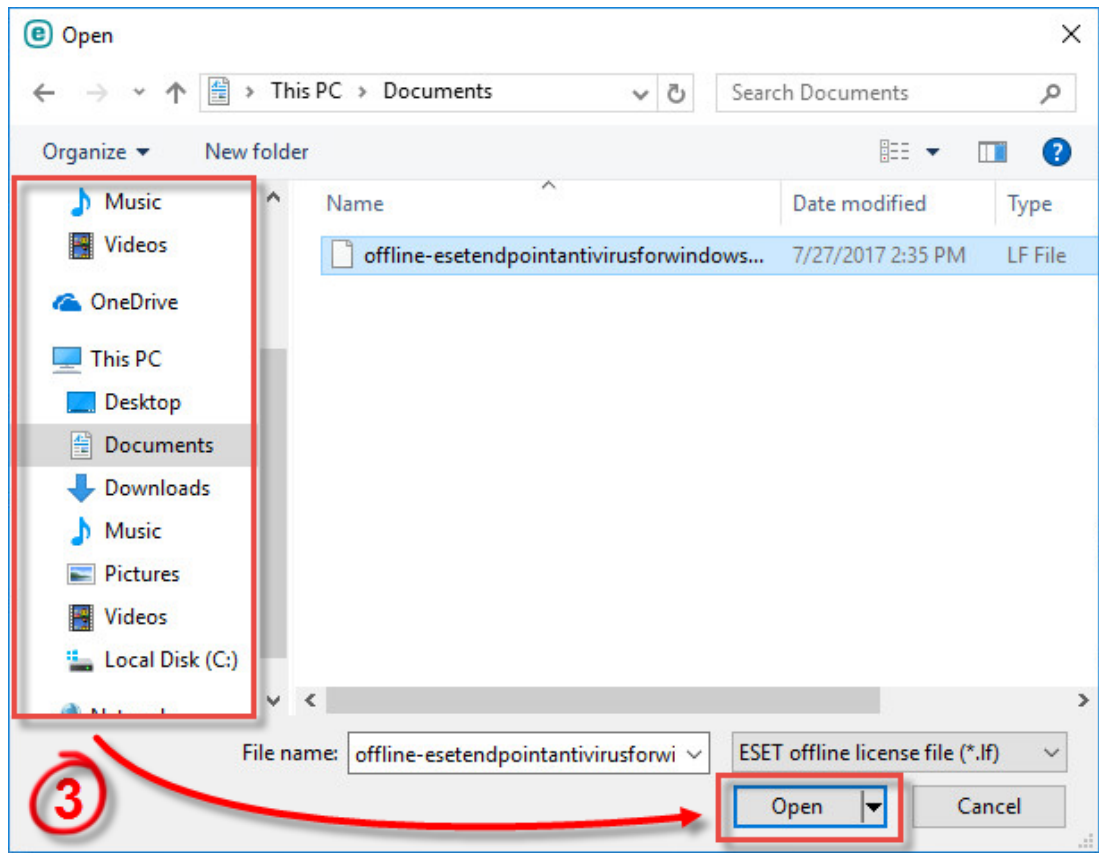
#### II. Insert the offline license file during activation:

1. Run the Installation Wizard for the ESET product you want to install. Follow the on-screen instructions to complete the installation.
2. In the **Product activation** window, click **Offline License**.



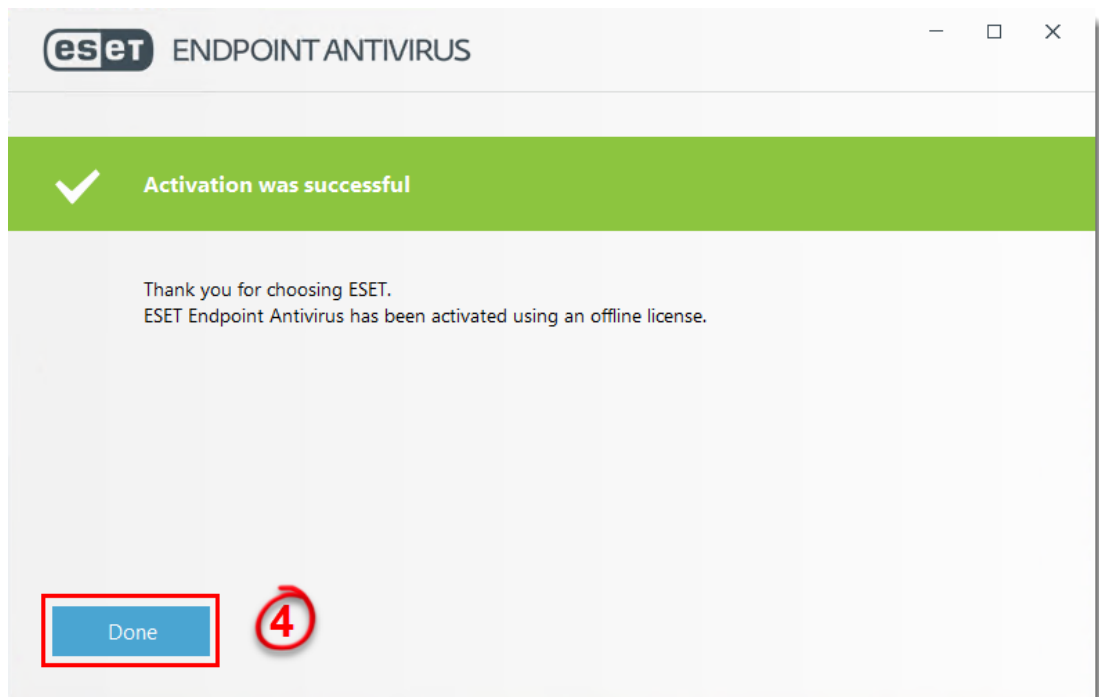
**Figure 1-1**

1. Navigate to the location of the offline license (.lf) that you created in part I above and click **Open**.



**Figure 1-2**

1. After a successful activation, click **Done**.



**Figure 1-3**