

# ESET Tech Center

Kennisbank > Legacy > ESET Security Management Center > Disable Windows Security Center alerts in ESET Security Management Center (7.x)

---

## Disable Windows Security Center alerts in ESET Security Management Center (7.x)

Anish | ESET Nederland - 2020-08-25 - Reacties (0) - ESET Security Management Center

Disable Windows Security Center alerts in ESET Security Management Center (7.x)

Applies to: ESET Security Management Center | Product version: 7.x

### Issue

- Client workstation protection status is red or yellow in the ESET Security Management Center Web Console (ESMC Web Console) due to a Windows Security Center alert

### Solution

#### **ESET Security Management Center (ESMC) 7 User Permissions**

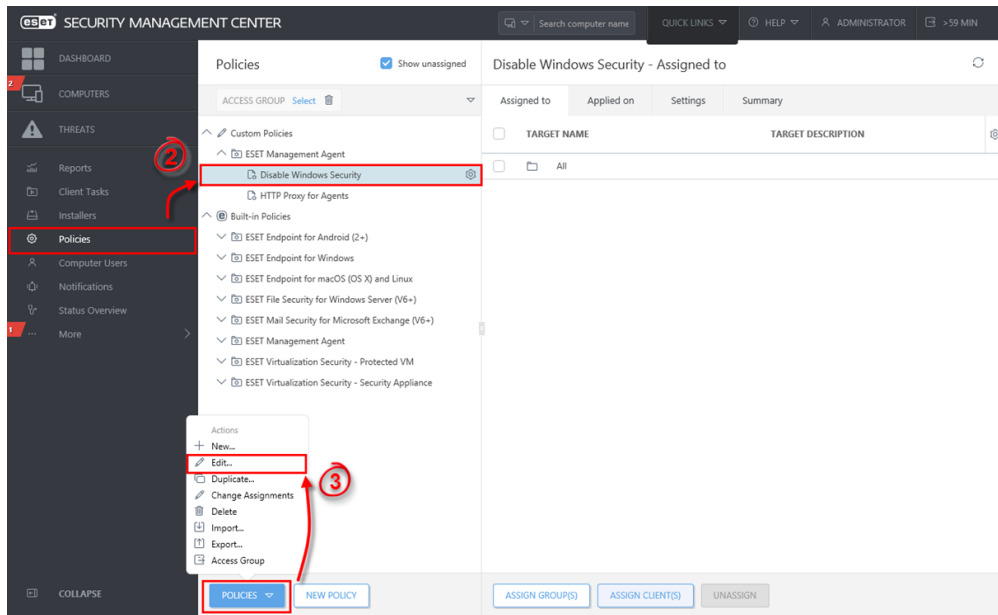
This article assumes that your ESMC user has the correct access rights and permissions to perform the tasks below.

If you are still using the default Administrator user, or you are unable to perform the tasks below (the option is grayed out), see the following article to create a second administrator user with all access rights (you only need to do this once):

- [Create a second administrator user in ESET Security Management Center 7.x](#)

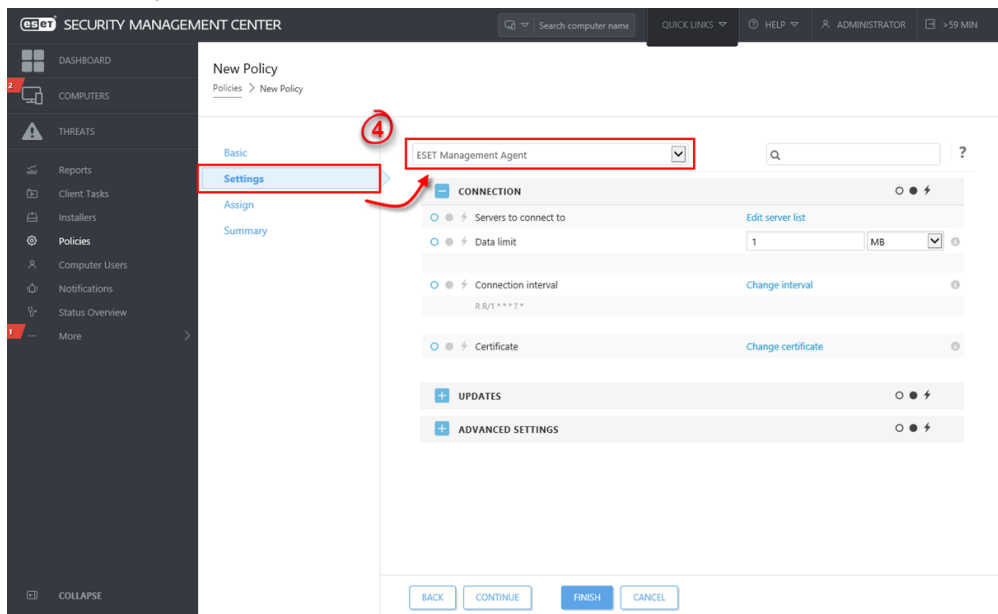
#### [View permissions needed for least privilege user access](#)

1. [Open ESET Security Management Center Web Console](#) (ESMC Web Console) in your web browser and log in.
2. Click **Policies** and select the policy you want to modify.
3. Click **Policies** → **Edit** (you can also create a new policy).



**Figure 1-1**  
Click the image to view larger in new window

- Click **Settings**. If you are creating a new policy, select **ESET Management Agent** from the drop-down menu.



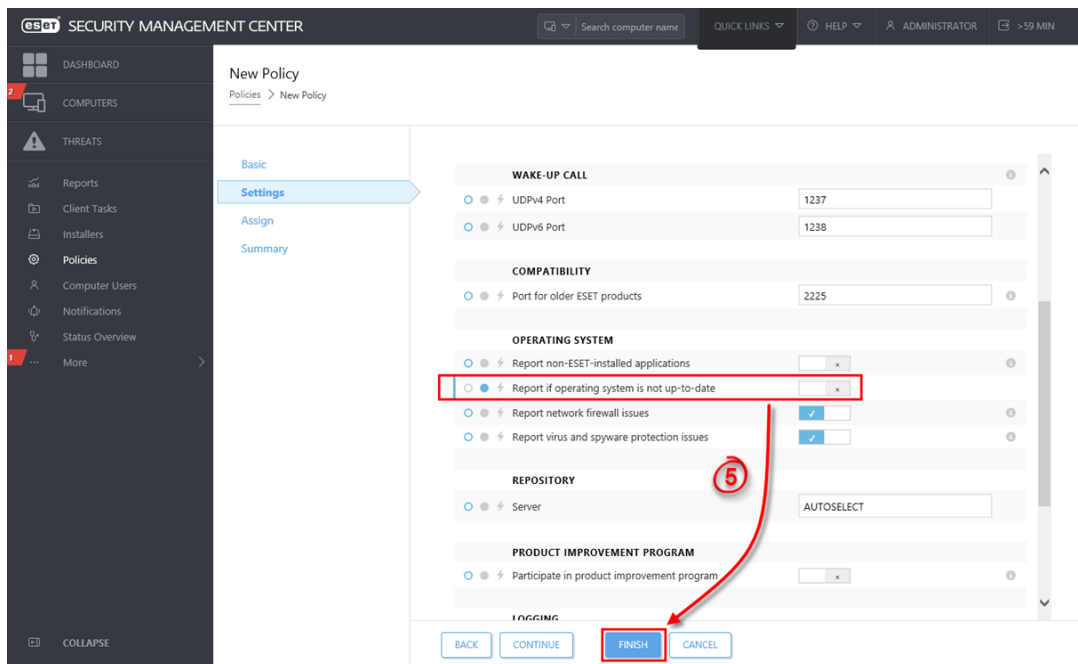
**Figure 1-2**  
Click the image to view larger in new window

- Expand **Advanced Settings** and click the slider bar next to the alerts you want to disable (in this example, **Report if operating system is not up-to-date** is disabled). Click **Finish**. The client workstations assigned to this policy will receive this setting the next time they check into ESET Security Management Center.

## Disable Windows Update notifications to stop all notifications

The steps above will disable Windows Security Center alerts, however clients with ESET

endpoint solutions installed will still receive notifications about Windows Updates. You can [disable these notifications](#) to stop all notifications from Windows.



**Figure 1-3**

Click the image to view larger in new window