

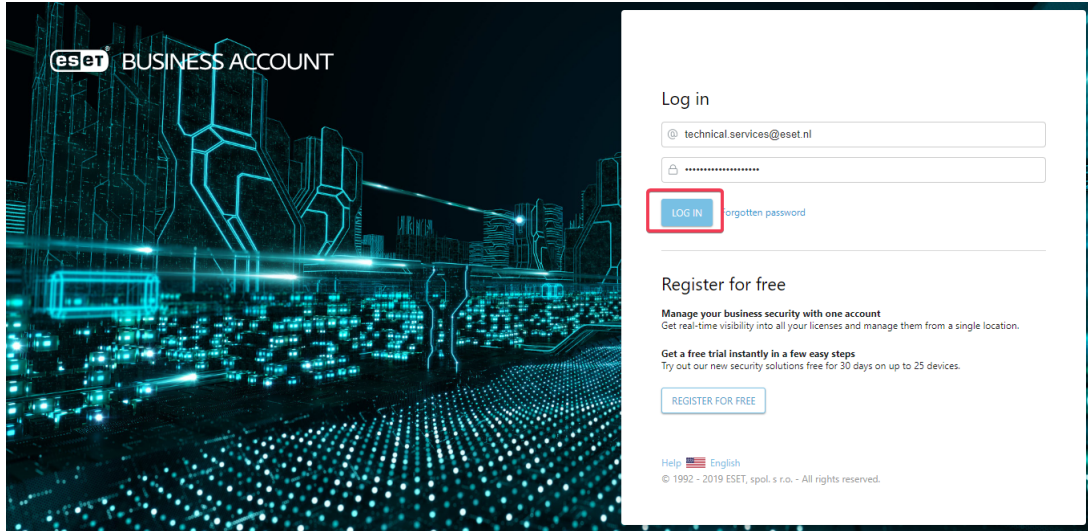
ESET Tech Center

Kennisbank > FAQ's > How do I change my EBA email address?

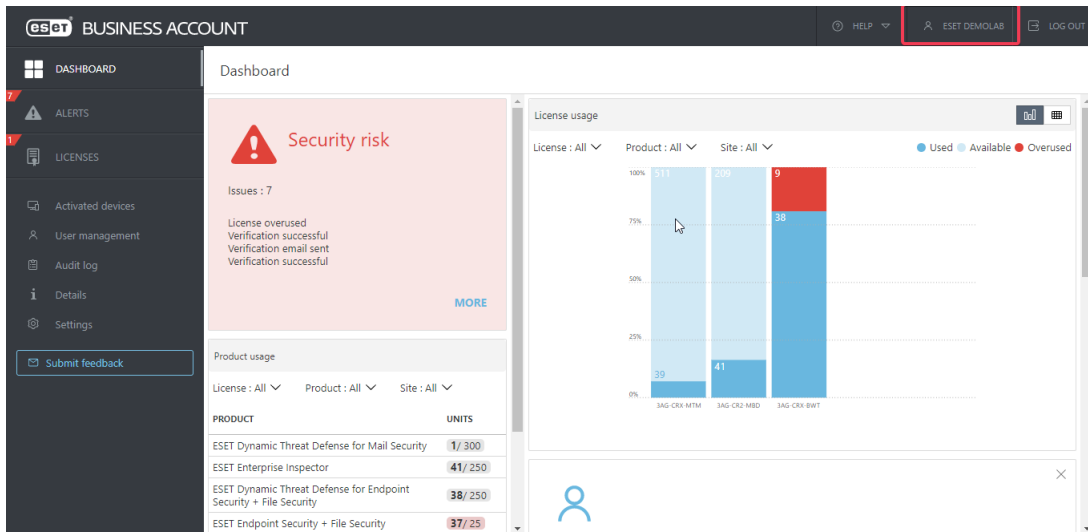
How do I change my EBA email address?

Mitchell | ESET Nederland - 2019-11-22 - Reacties (0) - FAQ's

1. Login to <https://eba.eset.com/>



2. Click on "your account" in the upper right corner:



3. Click on "Change email"

eset BUSINESS ACCOUNT HELP ESET DEMOLAB LOG OUT

DASHBOARD

ALERTS

LICENSES

Activated devices

User management

Audit log

Details

Settings

Submit feedback

Profile

First and last name ESET DemoLab

Email address technical.services@eset.nl [change email](#)

Description (Optional)

Phone number (Optional)

Country Netherlands

Language English

Time zone (UTC+01:00) Amsterdam, Berlin, Bern, Rome, Stockhc

Password [Change password](#)

SAVE CANCEL

4. Type in your password and the new email address:

eset BUSINESS ACCOUNT HELP ESET DEMOLAB LOG OUT

DASHBOARD

ALERTS

LICENSES

Activated devices

User management

Audit log

Details

Settings

Submit feedback

Profile

First and last name ESET DemoLab

Email address [change email](#)

Description (Optional)

Phone number (Optional)

Country Netherlands

Language English

Time zone (UTC+01:00) Amsterdam, Berlin, Bern, Rome, Stockhc

Password [Change password](#)

SAVE CANCEL

Change email

New email needs to be verified before the change is applied

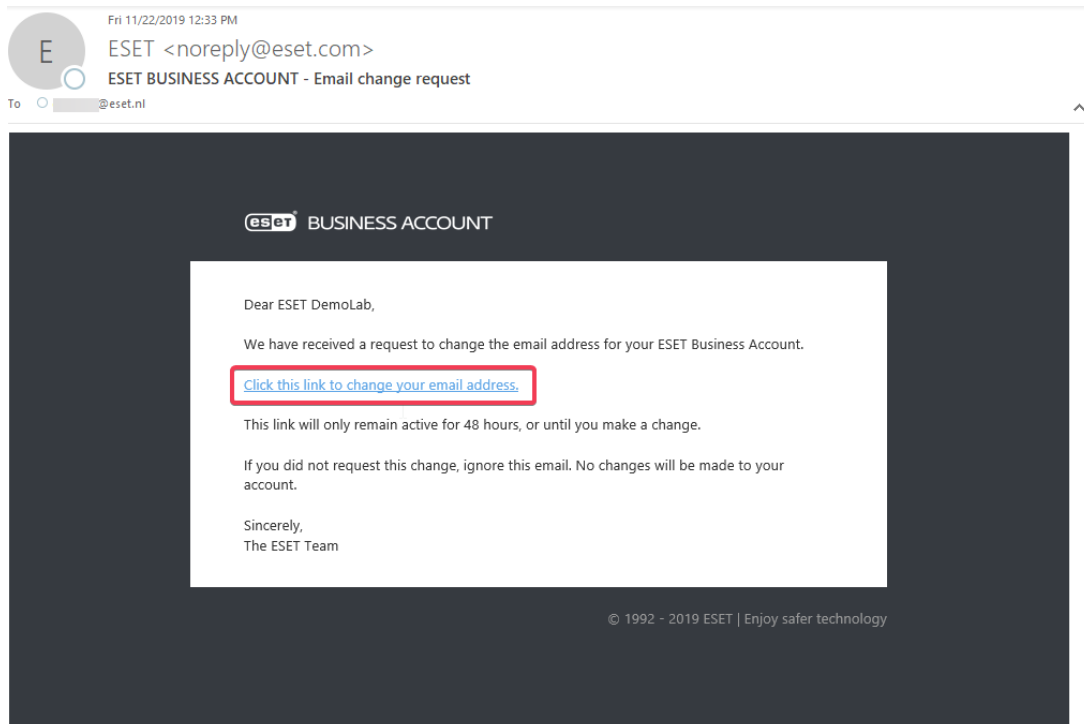
Password confirmation

Current email technical.services@eset.nl

New email

SAVE CANCEL

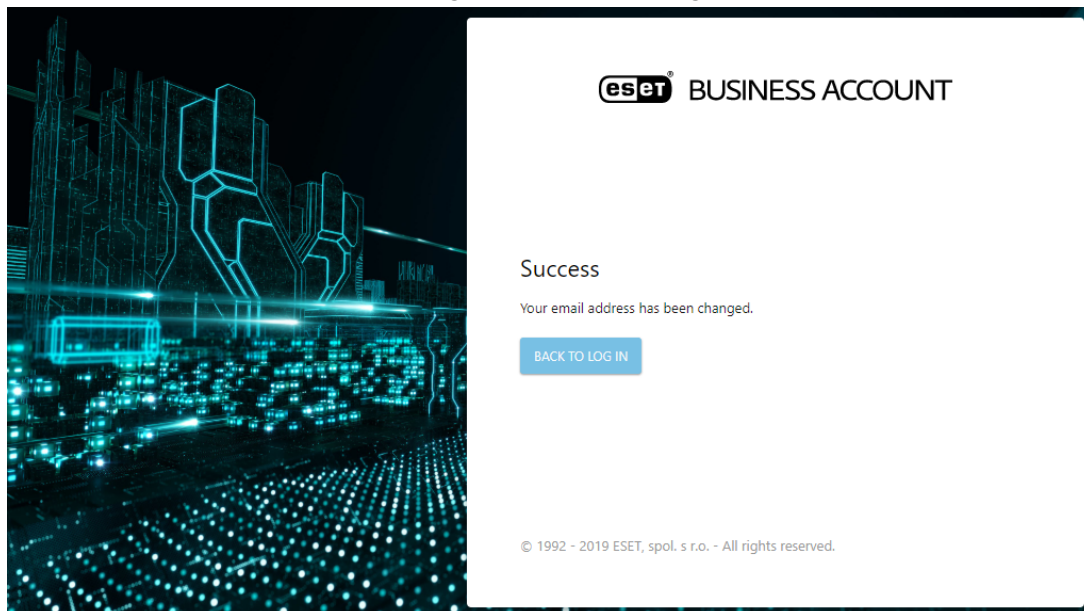
5. You will receive a confirmation email, click on the link to confirm the email change:



6. If you receive the message "Logout You are now logged out", open the link for a second time.

Logout You are now logged out

You should then receive a email change successful message:



7. You can now login using your new email address.