

# ESET Tech Center

Kennisbank > Legacy > ESET Security Management Center > Mobile Device Management > ESET Endpoint Security Android > Upgrade ESET Endpoint Security for Android (2.x)

---

## Upgrade ESET Endpoint Security for Android (2.x)

Anish | ESET Nederland - 2019-02-04 - Reacties (0) - ESET Endpoint Security Android

### Issue

- Upgrade ESET Endpoint Security for Android 2.x to the latest version

### Solution

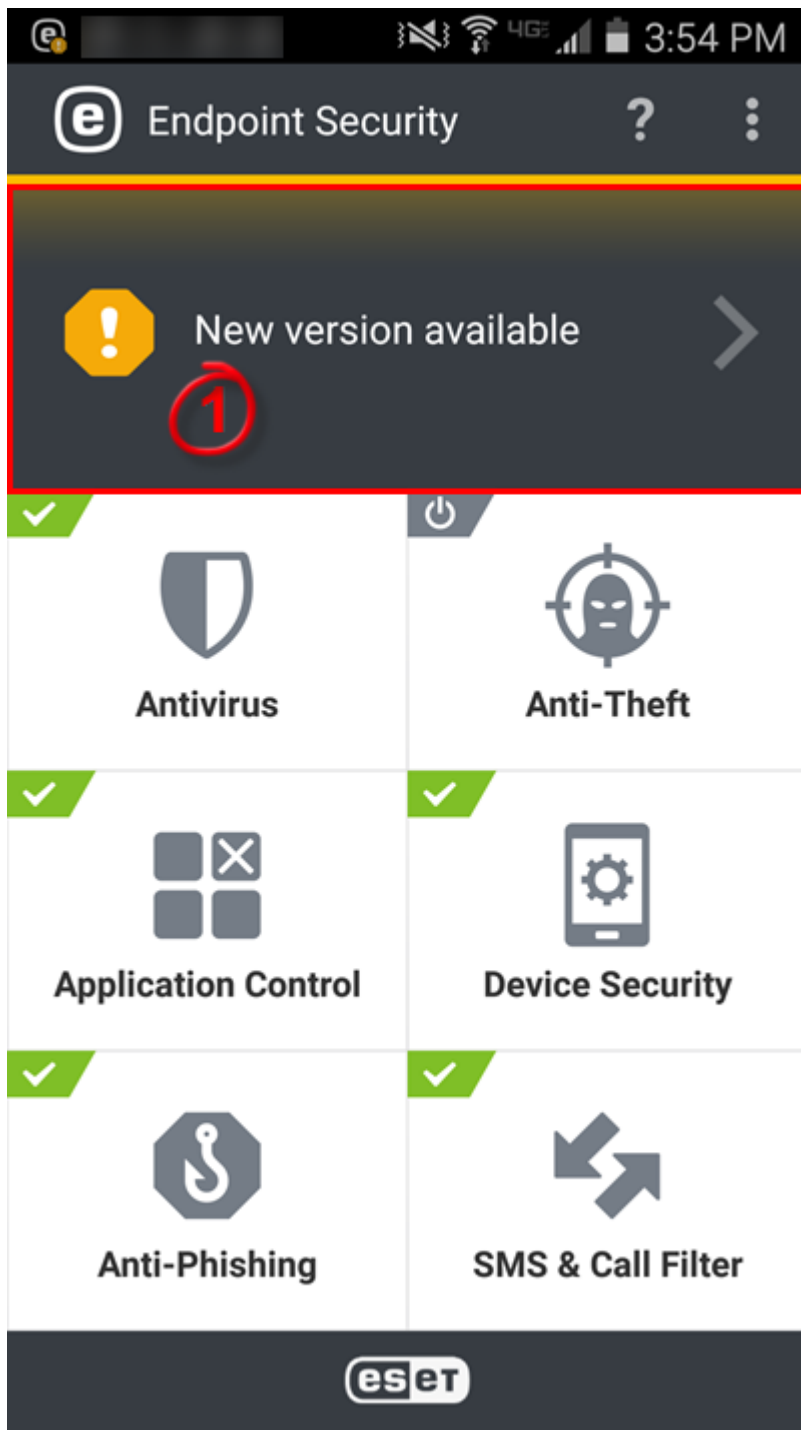


**ESET Remote Administrator users:** [Perform these steps in ERA](#) | **Google Play users:** [Click here](#)

**Google Play version:** If your mobile device is set to automatically update Google Play apps, the upgrade will be performed automatically. If your device is set to automatically check for the latest version of this software, follow the instructions below when you receive an upgrade prompt. Administrators can send the **Display Message** task to prompt client devices to upgrade using ESET Remote Administrator.


**ESET.com version:** If Version Check is disabled in ESET Endpoint Security for Android, the upgrade can be performed by an administrator from the ERA Web Console. If Version Check is enabled, the end-user will automatically be prompted to upgrade each time an upgrade is available (see instructions below). Administrators will be able to see mobile devices running outdated versions of ESET Endpoint Security for Android from the ERA Web Console—administrators can then run a **Display Message** task to prompt these users to upgrade.

1. When prompted, tap the **New version available** prompt.



**Figure 2-1**

2. Tap **Install**.



**Figure 2-2**

3. Tap **Install**.

## ESET Endpoint Security

Do you want to install an update to this existing application? Your existing data will not be lost. The updated application will get access to:

NEW

ALL

This update requires no new permissions.


3

CANCEL

INSTALL

**Figure 2-3**

4. Once the installation is complete, tap **Done**.



**Figure 2-4**